

# ADA Accessibility

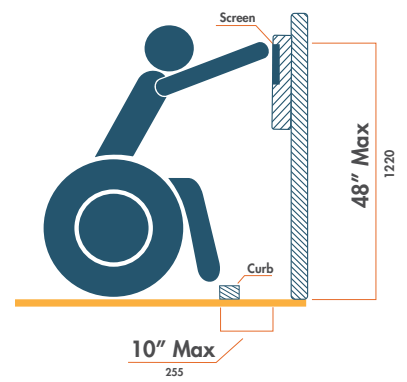
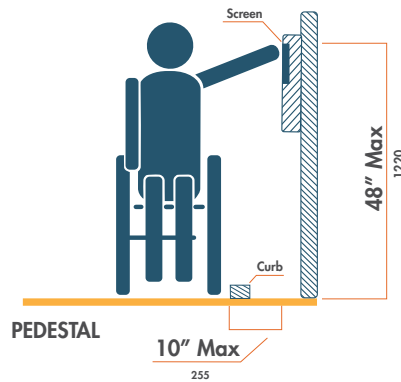
The Americans with Disabilities Act (ADA) requires those installing electric vehicle charging stations to follow special design guidelines to accommodate people with disabilities.

## How to be ADA Compliant?

It is best practice to make every EV charger accessible to disabled EV drivers. This eliminates the need for having several chargers accommodating various persons and makes for a better driver experience. If you cannot make every charger ADA accessible, at least one charging station should be ADA compliant.

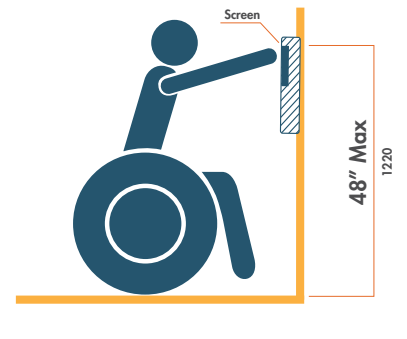
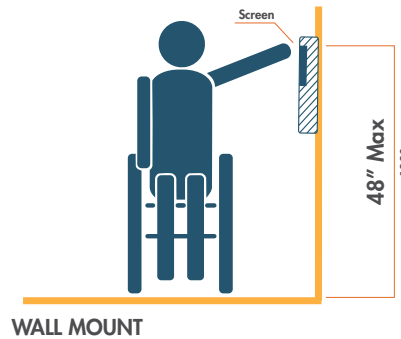
## What does Accessible Mean?

To make your Blink charger accessible, the distance from the finished floor surface to center of charger screen should be a maximum of 48" high and 10" or less from reach. This height and reach ensures that all drivers can interact with the charger screen.



## Special Considerations

**If the charger is pedestal installed and on a non-flush surface** (elevated sidewalk or elevated concrete pad), the charger must be less than 10" from the face of the curb. There should be an ADA accessible path to access the charger and be within reach. To create this path, a wheel-stop must be installed 3+ feet out from the curb.



**If your charger is in a lot or installed on a sidewalk**, please make sure that there is at least 36" behind the pedestal to the opposite end of the sidewalk. Not allowing this distance from the pedestal will prevent the sidewalk from being compliant.

## For More Information

Full ADA guidelines for EV charging equipment is available on [Energy.gov](https://www.energy.gov). This is not an exhaustive list of the ADA requirements, Blink is providing this information to give you a general idea of ADA requirements. More considerations may be required specific to your site location. Please verify all ADA requirements with your architect or project engineer prior to installation. Blink is not responsible for any installations which are not in compliance with ADA requirements.

If you have any questions, please don't hesitate to ask your Blink Sales Executive. Contact Host Support at (888) 998.2546 x2 or email [hostsupport@blinkcharging.com](mailto:hostsupport@blinkcharging.com).

Thank you for being a Blink host and supporting ADA!

While these recommendations by Blink are intended to assist and guide you with your deployment and installation of your new Blink chargers, these are meant only as suggestions. Blink insists that you do your research and come to your own conclusions, as your say is the final one and Blink does not accept, and you expressly release Blink from, any liability for any accidents or damage which arise out of your following of Blink's recommendations during the installation process